

*Welcome to the
Extraordinary
Soul
Mystery
School*



Module 35



Module 35

**EAST – THE FIRE DOOR
The Walk of the Wolf**

Items needed for this module:

- 5 stones laid out in a wheel
- Module 20 Handout
- Your Shield
- Your Bundle
- Your 7 light arrows



Lay out rocks
Connect, Call in Sacred Space



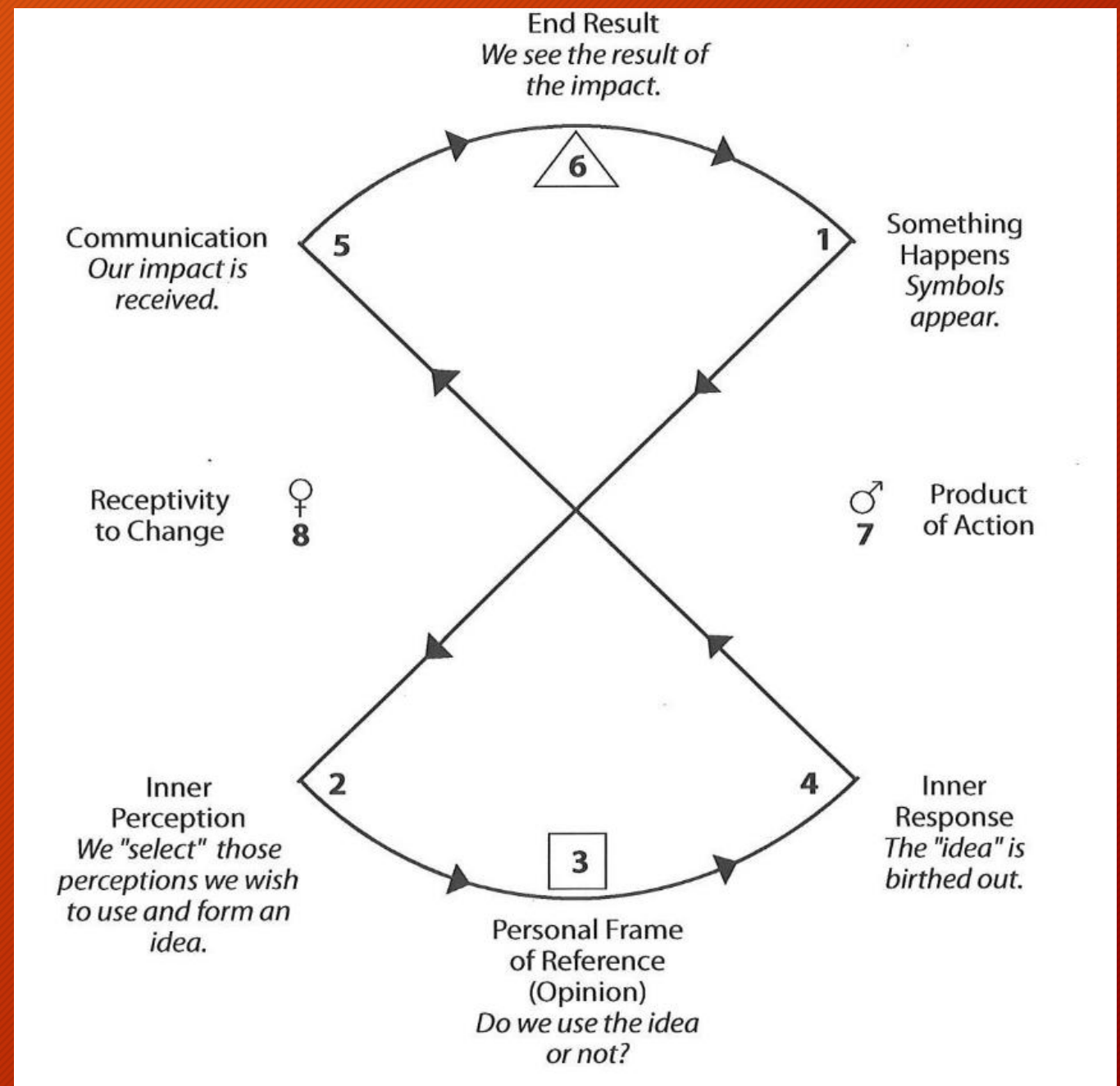
**Open to
Receive**



In our last class we learned how to shift our perspective from the childhood programming in our Fox Walk, to the Walk of the Wolf.


The **TONAL SPIN** is used when you want to understand the subjective process of life. It best illuminates the internal patterns which you run whenever "something happens" and you process that happening.

This was the Infinity Movement that was taught first. The eight Steps were given theoretical and psychological definitions. Each will be explained and a simplified key phrase given.



Today we will be dancing those **White Arrows**, reprogramming ourselves to walk a path of beauty, leadership, wisdom and healing.

• **THIRD SPIN**



The Walk of the Wolf

The wolf is the teacher of the Path with Heart; the teacher of beauty, leadership, wisdom and healing. The wolf never takes the wrong path. It has the discipline necessary to stay on a difficult path and the wisdom to know when to deviate from it. The Walk of the Wolf requires us to break the old pattern so that we can find our path, our way, our beauty.

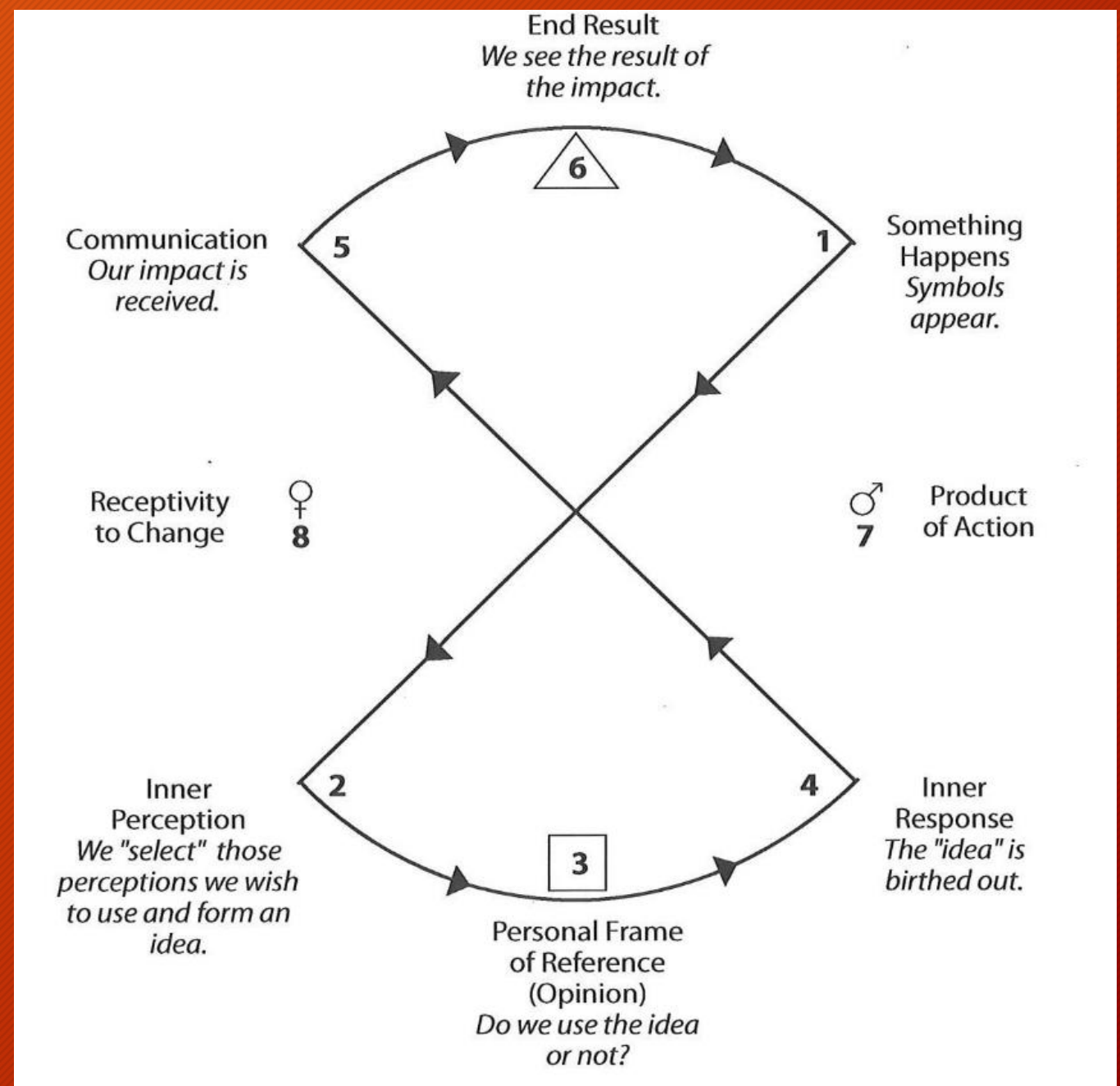
Identify your Dancing Place (5 of the Sitting Place movement). Place 3 into that direction. Notice how that puts the 1 of the Infinity Movement into your birth Sitting Place. This Spin puts the light (1) into the dark (3). This is the first Spin where you can dance with the individuality, autonomy and freedom of your own free will choices.



For those of you that are dancing today, you should have 7 light arrows to dance with and then keep and put on your altar, one for each intention. We will begin with arrow 1. You will want to stand in the direction of that arrow on your own birth wheel. (This is why you wrote the direction at the top of the intention card, so you would know where to stand.) From then you will progress, 2-7, one for each song. When you are finished dancing each dance, place your arrow just danced in the center of your wheel.

The **TONAL SPIN** is used when you want to understand the subjective process of life. It best illuminates the internal patterns which you run whenever "something happens" and you process that happening.

This was the Infinity Movement that was taught first. The eight Steps were given theoretical and psychological definitions. Each will be explained and a simplified key phrase given.



Here we go! Remember we are shifting our focus. We are gaining a whole new perspective of our life and choices!

Dance 1...

1. *Objective Input Stimulus*
Attention

SOMETHING HAPPENS.
FOCUS

When something happens, it catches your attention and you focus on it. Knowledge beckons. This is the starting place of your perception. You are in the moment of perceiving what is happening.

Dance 2...

2. *Subjective Perceptual Reaction*

Focus of Intent

A perceptual filtering process occurs internally. You go inside into introspection.

You search for the substance of that which has caught your attention.

Your inner perception is how you make sense of what happened.

This is what will help you formulate your focus of intent.

INNER PERCEPTION

SUBSTANCE

Dance 3...

3. *How you feel about it* **Attraction**

PERSONAL FRAME OF REFERENCE **FORM**

Notice that three has a box around it. This step frames, defines or gives form to your perception.

When applying the "spinner", this 3 is always placed in the direction you want to understand.

It is the SITTING PLACE. It is where you sit on the Wheel when you ask your questions so that you gain perspective of how you feel about it. The box around the 3 also refers to the boundary and limitation of the focus of your attention on the attraction. The movement from 2 to 3 reflects your inner dialogue that occurs when you are trying to make up your mind about what you will do.

Dance 4...

4. *Internal Subjective Response*

Empowerment

The question now is "Whatcha gonna do?" You make up your mind, choosing either beauty or pain, balance or disharmony, knowledge or ignorance. You make a determination about how to respond. Do you co-empower or do you choose co-dependency?

INNER RESPONSE

DETERMINATION

Dance 5...

5. *External Subjective Response*

Impact

This step identifies the action you actually take and how that is perceived by others. How and what does your action communicate to others and what do they communicate back about your action?

This is also known as your DANCING PLACE, the place in your birth Sitting Place Infinity Movement where you most easily dance your power and beauty.

Understanding is achieved via clarification, validation and integration. Seeking verification, basing your decisions on what you already know to be familiar, will elude true understanding. For two people to establish and maintain an energetic connection, one must have understanding of how your communication impacts the other (and vice versa).

At the fifth step the energy leaves the circle of self and makes impact. Taking a look at the relationship between 5 and 3 will give you a reflection of how you communicate who you are in the world.

COMMUNICATION

UNDERSTANDING

Dance 6...

6. *The Effects of your Action*
Dominion

END RESULT
IMAGINATION

What happens as a result of your actions?

Pay attention to the reaction or feedback you receive from others.

The number 6 has a triangle around it. This designates the WORKING PLACE. This position, directly opposite the Sitting Place, identifies the area of solution. It holds the way out of the box around 3, for the triangle could also be seen as an arrow pointing the way out. This step shows the affect of your choices and action. Did you have what was necessary to be in dominion, or are you being dominated or dominating? To be in dominion is to be in charge, at cause, in the center of your own circle. You are neither at the effect of others (dominated) nor are you choosing to step into another's circle (dominating).

Notice that this step leads you right back to the starting place. Have you taken the focus to a higher level?
Do your actions lead you to freedom?

Dance 7...

7. **TONAL SPIN** **Male, active-conceptive energy**

PRODUCT OF ACTION

This refers to the focus behind the action, the product of your action.

Does your action produce something viable?

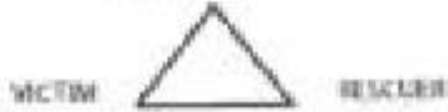
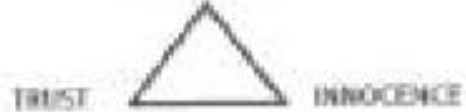
Does it help you to progress in your self-growth and development?

Dance 8...

8. **TONAL SPIN** **Female, receptive-creative energy** **RECEPTIVITY TO CHANGE**
Receptivity to the necessary changes is essential to breaking pattern and embracing new ways.
This refers to the intent behind the behavior.

This dance is done circumambulating your wheel in a clockwise direction.

Watch for your Rainbow Arrows! They will be showing up all around you!

Arrows	7 Arrows of the DARK Our Karma Circle Circle of Foxes: At the Effect	7 Arrows of the LIGHT Our Dharma Circle Dance of Coyote: At Cause	7 RAINBOW Arrows Transformation Circle Walk of the Wolf: Co-empowerment
The 1st	Attachments Strong Needs Often motivated by ignorance	Self-Awareness Concept of Self	Gaining Illumination Through pleasure & knowledge
The 2nd	Dependencies Strong Wants Caught in Adaptive Triangle <div style="text-align: center;"> PERSECUTOR  VICTIM RESCUEE </div>	Self-Appreciation Concept of Self-Worth Find value inside Self	Gaining Introspection Through proper alignment with the four Worlds of Grandmother Earth
The 3rd	Judgments Strong separation The Ego is putting others down in order to feel OK.	Self-Acceptance Concept of Self-Esteem Did/do what you knew/know is the best you could/can do	Gaining Trust & Innocence Through the Give-Away of your beauty to self, life & others without qualifications <div style="text-align: center;"> PERFECTION  TRUST INNOCENCE </div> <p>Trust: knowing there is an absolute interconnection & interreliability between one for of one thing and all forms of all things Innocence: to be within the center of your own essence Perfection: Walking your talk</p>

<p>The 4th</p>	<p>Comparisons Strong group identity At the effect of time, space & others. Needs support systems to verify their judgments & separations Self-serving</p>	<p>Self-Pleasure Concept of loving Self for pleasure's sake</p>	<p>Gaining Wisdom, Alignment, Balance & Harmonic Resonance Through alignment with all forms of all things</p>
<p>The 5th</p>	<p>Expectations Strong past/future Needs not met Caught in delusions</p>	<p>Self-Love Concept of Self-Confidence Knowing the five human responses to any action: love-hate, like-dislike, & not caring or neutrality</p>	<p>Gaining Full & Open Heart-to-Heart Communication By touching yourself, life & others with your healing energy of self</p>
<p>The 6th</p>	<p>Needy Child Syndrome The absolute need for love, recognition, acceptance, security & support from others as a way to define & identify self Self-indulgence</p>	<p>Self-Actualization Concept of Self-Respect Doing exactly what you want & having fun. Being successful.</p>	<p>Gaining Total & Full Balance of Energy Through the use of Chuluaqui-Quodoushka energy in your everyday life Spiritual-Sexual Eros to materialize your knowledge</p>
<p>The 7th</p>	<p>Ego Self-Importance Holding all six dark arrows in time/space of tonal/nagual enemies. Having your buttons pushed by the tyrants of life, e.g., the weather, time, your inner dialogue, other people and situations, etc. Caught in self-destructive patterns</p>	<p>Impeccability Warrior's Freedom Always following the MAXIMUM EFFICIENCY WITH MINIMUM EFFORT law Never being at the effect of anyone or anything, anywhere, anytime in any way Never taking yourself or life seriously Concept of self-realizations</p>	<p>Gaining Abundance & Prosperity In the Personal Dream Finding your Sacred Dream & giving away to the Collective Planetary Dream Collective then begins to feed your Personal Dream Your Dream is awake!</p>

Gratitude
&
Closure
Ground

