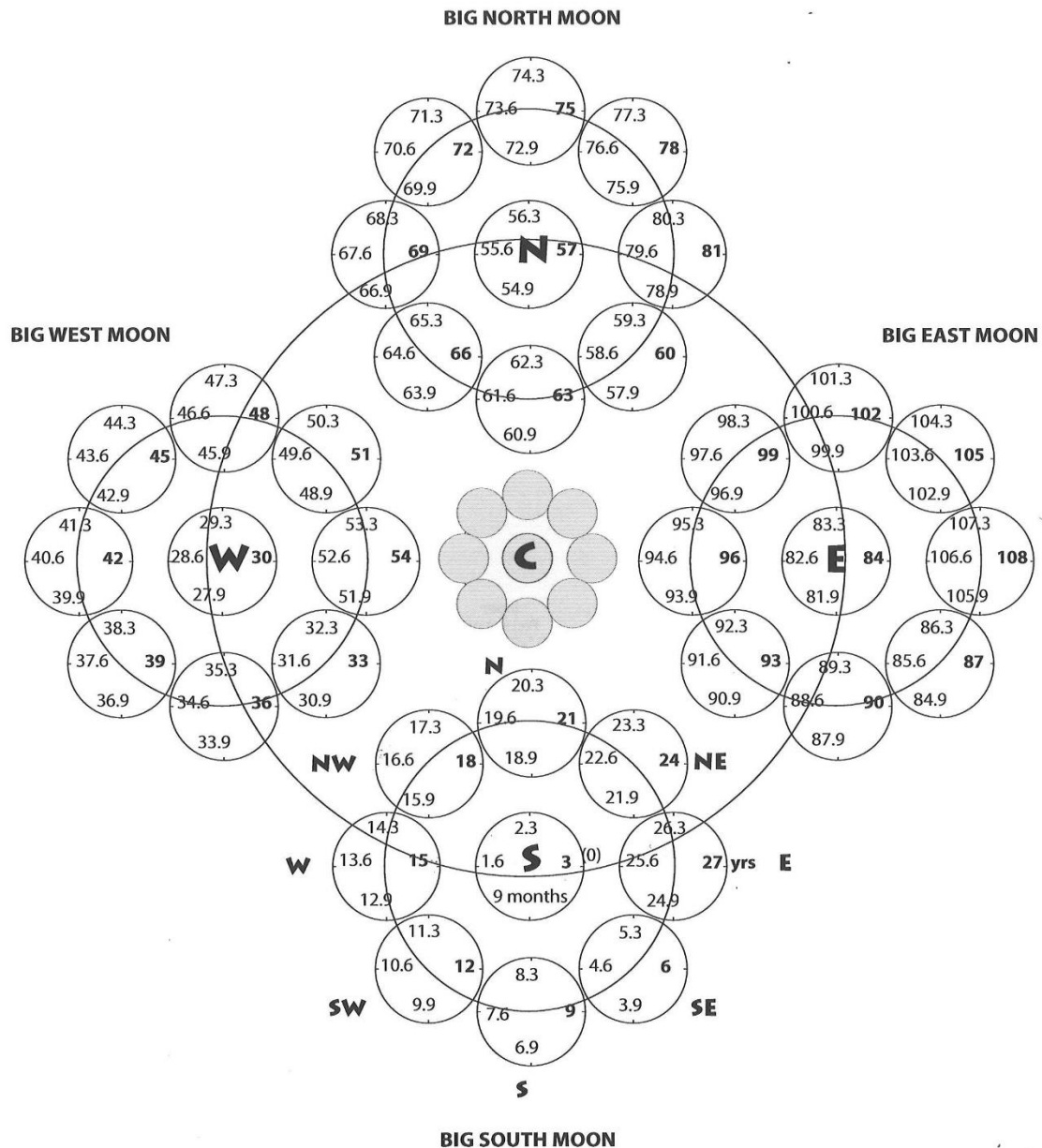


# Extraordinary Soul Mystery School

## Module 16

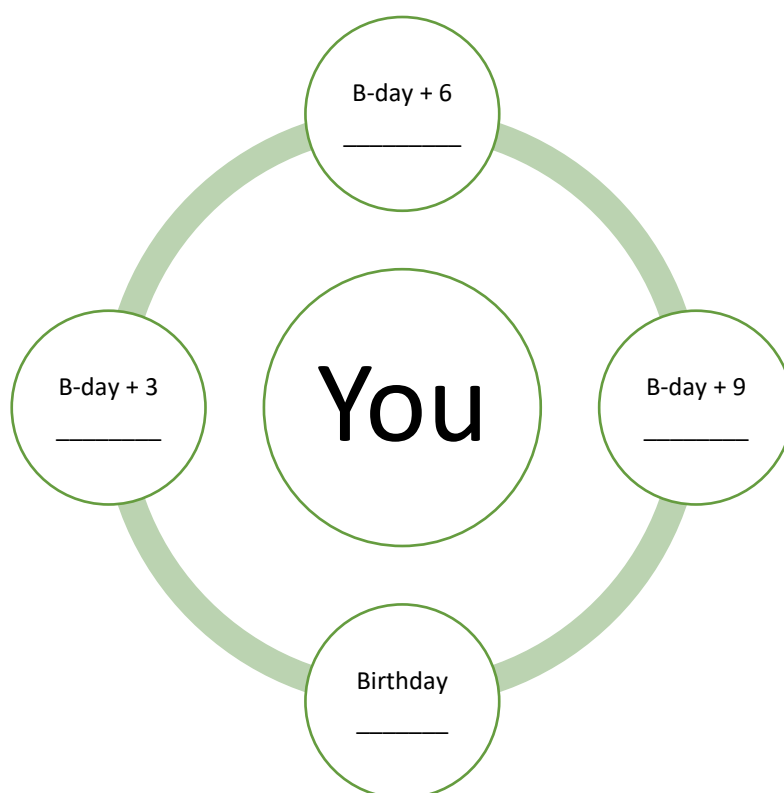
### The Air Door: The Infinity Symbol



We begin this week with a reminder of another map of the wheel that is underneath all we have laid in so far. This Big Moon Map is the overall map of our lives. As we drill down into each of these circles we will see that

the overlays of the StarMaiden Map that we learned two weeks ago, apply to every single circle. We use one of the arrows in our quiver that we learned about last week, every single time we make a choice, from the earth shattering to the most mundane. Today we will actually break down those choices into steps that we will begin to transform into dance steps for our future. But before we do that, I want to inform you about some other significant positions/dates on the wheel. ***Your Personal Quarter-Cross Days!***

Just as the planet has quarter-cross days that are marked by the Equinox and Solstices, you too, have those markers in your life though you may not have ever noticed. But even if you have not been watching, once you discover what they are, you may begin to remember that significant events always seem to happen around those dates throughout your life. Now you will know why. It is very simple to figure. They are your birthday, your birthday + 3 months, your birthday + 6 months, and your birthday + 9 months. Plotting them on the wheel below will give you even more insight into the significance that they have in your life.



It can be insightful to consider how things are around your birthday, in the South Water Door, or in the Earth Door in the West, Air Door in the North or Fire Door in the South. Do certain things tend to happen at those times. You are going to become very skilled at looking in a discerning manner at your life in this way. Once you begin to see patterns, you can plan for the future accordingly.

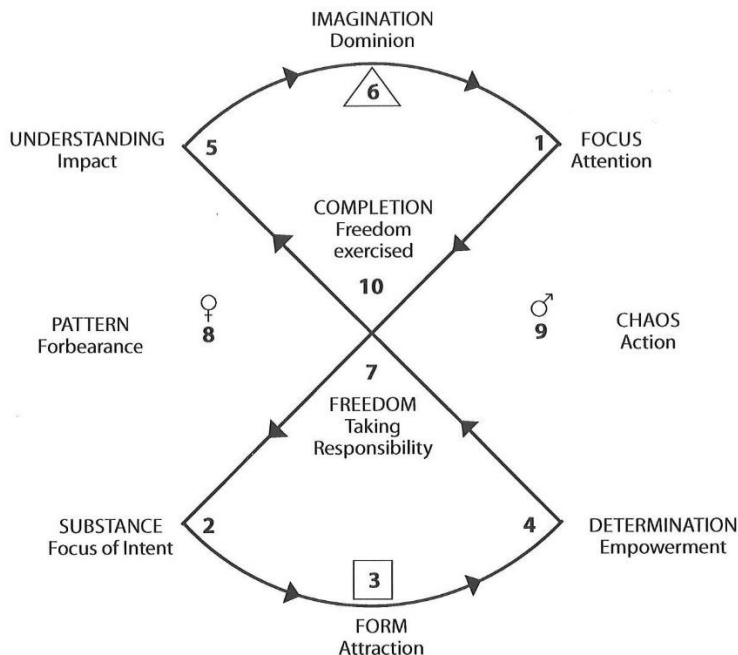
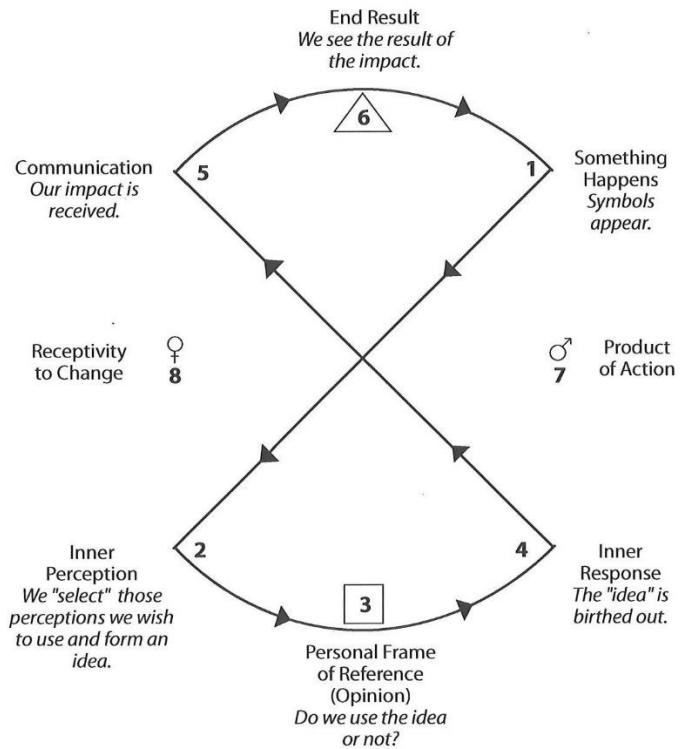


# THE INFINITY MOVEMENT

Inside an envelope on the back cover you will find an Infinity Movement-Spinner Card. This Infinity Movement is the key which unlocks the knowledge held within any wheel. Two versions have been released and are presented here: the Tonal Spin and the Nagual Spin. Tonal refers to your everyday physical experience; Nagual refers to the spiritual or metaphysical realm.

The **TONAL SPIN** is used when you want to understand the subjective process of life. It best illuminates the internal patterns which you run whenever "something happens" and you process that happening.

This was the Infinity Movement that was taught first. The eight Steps were given theoretical and psychological definitions. Each will be explained and a simplified key phrase given.



The **NAGUAL SPIN** is used whenever you are seeking to understand the external, to find a solution or decipher the cause of what happened. This Spin reflects the Seven Steps to all Process and thus how creation births itself following the 0-9 Law of Energy in Motion. It is a means to understand the objective process of life.

Memorize the key words of each Step so that you can readily apply them whenever you "spin a wheel", that is, whenever you use a wheel to unravel a question or problem.

## EXPLANATIONS OF THE STEPS ON THE INFINITY MOVEMENT

You must be aware that Steps one through three occur faster than you can snap your fingers. On pages 84-87, the mental exercise in Tools for Application invites you to work with the Infinity Movement. It lists specific questions to ask yourself as you spin around the Star Maidens Circle. The Steps are delineated here in order to assist you in gaining consciousness and understanding of your process.

1. *Objective Input Stimulus*

**Attention**

When something happens, it catches your attention and you focus on it. Knowledge beckons. This is the starting place of your perception. You are in the moment of perceiving what is happening.

*SOMETHING HAPPENS.*

**FOCUS**

2. *Subjective Perceptual Reaction*

**Focus of Intent**

A perceptual filtering process occurs internally. You go inside into introspection. You search for the substance of that which has caught your attention. Your inner perception is how you make sense of what happened. This is what will help you formulate your focus of intent.

*INNER PERCEPTION*

**SUBSTANCE**

3. *How you feel about it*

**Attraction**

Notice that three has a box around it. This step frames, defines or gives form to your perception. When applying the "spinner", this 3 is always placed in the direction you want to understand. It is the SITTING PLACE. It is where you sit on the Wheel when you ask your questions so that you gain perspective of how you feel about it. The box around the 3 also refers to the boundary and limitation of the focus of your attention on the attraction. The movement from 2 to 3 reflects your inner dialogue that occurs when you are trying to make up your mind about what you will do.

*PERSONAL FRAME OF REFERENCE*

**FORM**

4. *Internal Subjective Response*

**Empowerment**

The question now is "Whatcha gonna do?" You make up your mind, choosing either beauty or pain, balance or disharmony, knowledge or ignorance. You make a determination about how to respond. Do you co-empower or do you choose co-dependency?

*INNER RESPONSE*

**DETERMINATION**

If you are working the Nagual Spin, there are several checks and balances present at this time. Look at numbers 4 and 1 combined to see if you will gain understanding at 5 with this determination. If your determination is ambiguous, your understanding will remain incomplete and how you come across to others will be quite different from your internal decision. Also, what you decide at 4 determines what you will get as an end result in step 6.

5. *External Subjective Response*

**Impact**

This step identifies the action you actually take and how that is perceived by others. How and what does your action communicate to others and what do they communicate back about your action? This is also known as your DANCING PLACE, the place in your birth Sitting Place Infinity Movement where you most easily dance your power and beauty.

*COMMUNICATION*

**UNDERSTANDING**

Understanding is achieved via clarification, validation and integration. Seeking verification, basing your decisions on what you already know to be familiar, will elude true understanding. For two people to establish and maintain an energetic connection, one must have understanding of how your communication impacts the other (and vice versa).

At the fifth step the energy leaves the circle of self and makes impact. Taking a look at the relationship between 5 and 3 will give you a reflection of how you communicate who you are in the world.

6. *The Effects of your Action*

**Dominion**

What happens as a result of your actions?

Pay attention to the reaction or feedback you receive from others.

**END RESULT**

**IMAGINATION**

The number 6 has a triangle around it. This designates the WORKING PLACE. This position, directly opposite the Sitting Place, identifies the area of solution. It holds the way out of the box around 3, for the triangle could also be seen as an arrow pointing the way out. This step shows the affect of your choices and action. Did you have what was necessary to be in dominion, or are you being dominated or dominating? To be in dominion is to be in charge, at cause, in the center of your own circle. You are neither at the effect of others (dominated) nor are you choosing to step into another's circle (dominating).

Notice that this step leads you right back to the starting place. Have you taken the focus to a higher level? Do your actions lead you to freedom?

IT IS AT THIS POINT THAT THE TONAL AND NAGUAL SPINNERS ARE QUITE DIFFERENT. Explanations for the Tonal Spinner will be completed first and then steps seven to nine of the Nagual Spinner are explained.

Regardless of which Spinner is used, the female and male energies influence and are at play in every other direction around the wheel. On pages 73-77 you will find a thorough description of the female and male influences around the Wheel of Life. You have all learned the basics of female and male energy from those who were significant to you, especially during your earlier formative years.

*In the Tonal Spinner, the seventh step is the male energy and the eighth step is the female energy.*

7. **TONAL SPIN**      **Male, active-conceptive energy**

**PRODUCT OF ACTION**

This refers to the focus behind the action, the product of your action.

Does your action produce something viable?

Does it help you to progress in your self-growth and development?

Are you taking responsibility for your actions?

8. **TONAL SPIN**      **Female, receptive-creative energy**

**RECEPTIVITY TO CHANGE**

Receptivity to the necessary changes is essential to breaking pattern and embracing new ways.

This refers to the intent behind the behavior.

*In the Nagual Spinner, the seventh step is in the center of the circle, the eighth step is the female energy and the ninth step is the male energy.*

7. **NAGUAL SPIN**

**Taking Responsibility**

**FREEDOM**

At this step you are standing in the center and able to see all points of view.

Freedom cannot exist without responsibility. What is the price of your freedom?

8. **NAGUAL SPIN**

**Forbearance of Experience**

**PATTERN**

It is from this place that you assume authority for what you know as well as for what you do not know.

Past experience will help you to discern the nature of the pattern at work.

Forbearance is what is needed when you adopt a changed pattern that works.

9. **NAGUAL SPIN**

**Immediacy of Action**

**CHAOS**

It is at this place that you step into the power of the moment and do the best you know how to do in that moment. Action is immediate and spontaneous in nature. It must again be accompanied with

taking responsibility for that action. Within chaos you will meet the silent knowledge that takes you into completion.

10. **NAGUAL SPIN**

**Freedom exercised**

**COMPLETION**

This step occurs when responsible freedom is exercised.

The cycle is completed even as a new cycle is begun.