

*Welcome to...*

*The Enchanted Year...*

Awakening the Sacred Feminine Map of the Soul



**Module 2**

# Module 2



*Determine Your Core Creation Priorities  
Begin Drawing the Formless Into Form*



Calling in Sacred Space



*Open your Creation Vessel  
To Receive*

Check-in...



*Remember when I told you that...*

*Once upon a time you lived in Light...  
and that Light was full of love...  
It was all you knew.....*


*We visited there yesterday...*



All those beautiful thoughts yo  
u put down on paper...

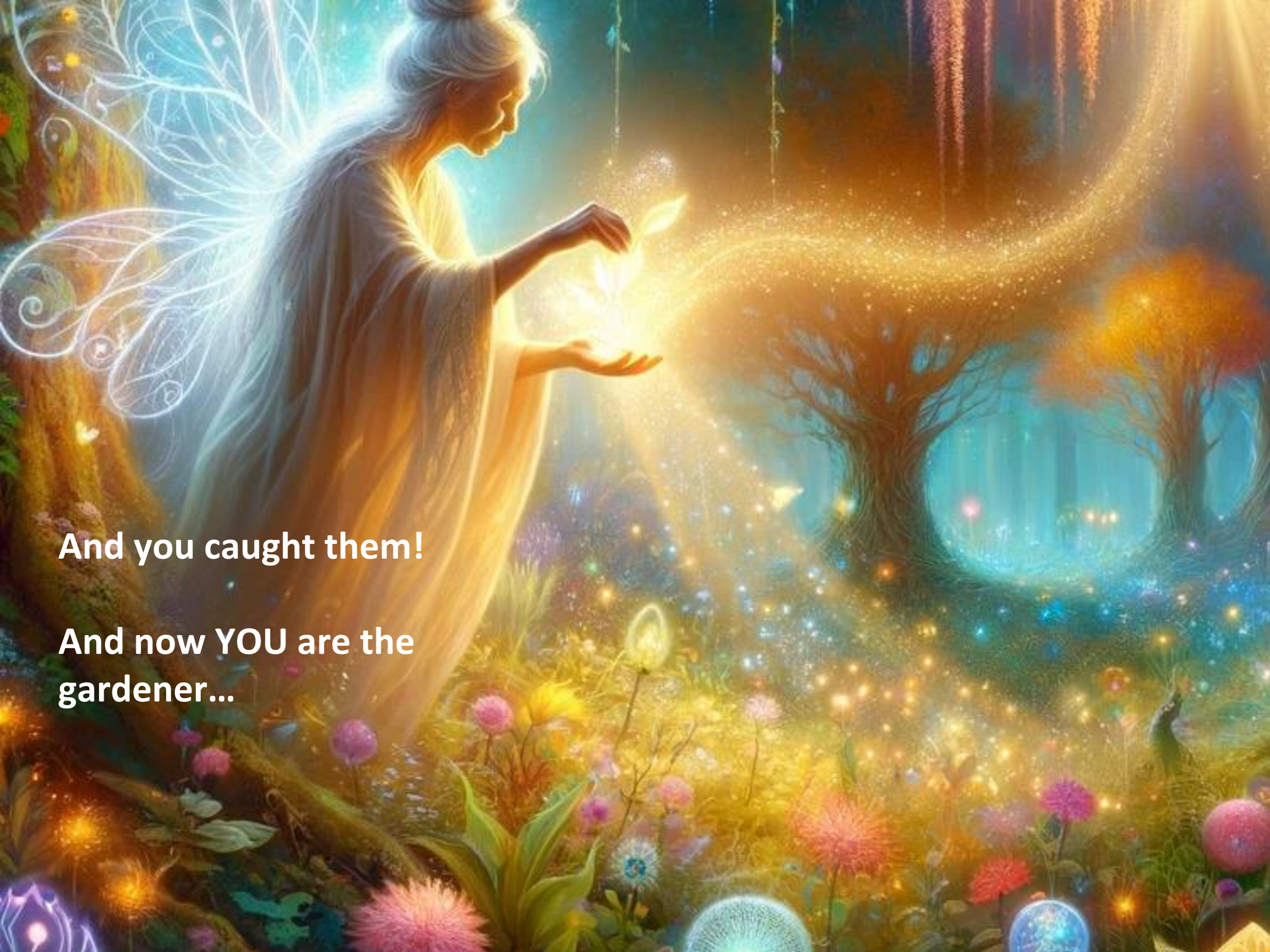
They all came from there...



A cosmic scene featuring a bright star in the upper left corner, casting a blue and green glow. A small planet is visible in the center, and a larger planet with a prominent ring system is in the lower right. The background is a dark blue space filled with numerous stars.

***Your Soul decided it was way past  
time to get this party started, so  
she sent them directly to you!***

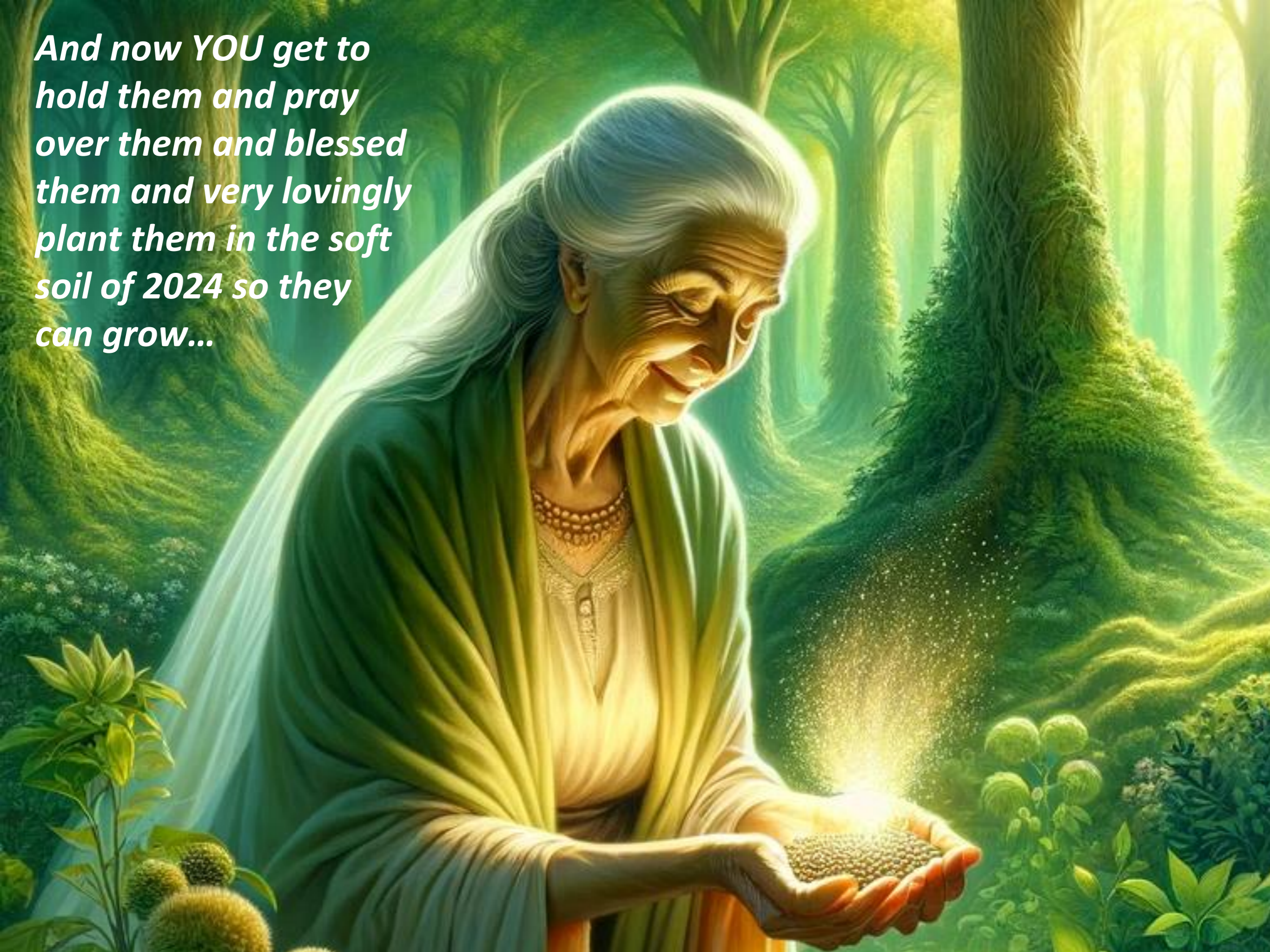




**And you caught them!**


**And now YOU are the  
gardener...**

*And now YOU get to  
hold them and pray  
over them and blessed  
them and very lovingly  
plant them in the soft  
soil of 2024 so they  
can grow...*



*So today, we  
are gardeners.  
We are  
preparing the  
seed bed and  
the seed for  
planting.*





So let's connect...  
Ask for Visionary Life  
Guidance for 2024.  
Journal...

*Review Your Desired Outcomes for 2024...  
Anything you need to change or add?*

**My Enchanted Year**  
**Soul Seed Self-Discovery**

With all this in Mind, what are your desired outcomes for 2024?

---

---

---

---

---

---

---

---

# Feel into the Lifestyle You Choose to Create

## *Consider:*

- Time off
- Experiences
- Who You Want to Be
- What you want to contribute
- What things feel like
- Feel into what's important



# **My Enchanted Year**

## ***Soul Seed Self-Discovery***

From my Soul's perspective, what does a successful life look like for me:

From my Soul's perspective, what does a perfect day look like for me?

---

---

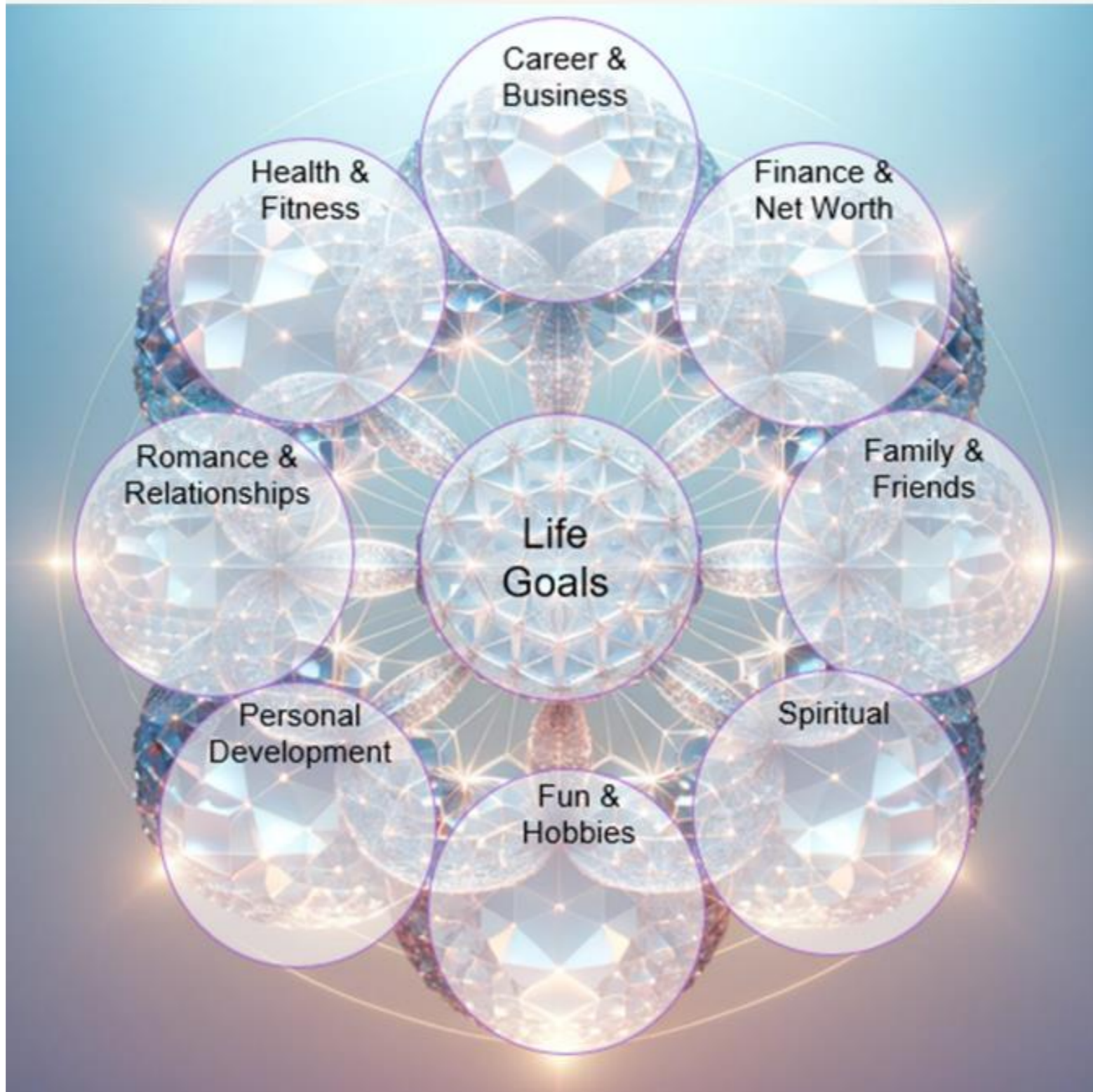
---

# My Enchanted Year

## Soul Seed Discovery

### Life Goals

*The quality and quantity of your efforts will be congruent with the Light you bring.*





# My Enchanted Year

## Soul Seed Self-Discovery

### 1 - Year Goals

<b>HEALTH &amp; FITNESS</b>	<b>CAREER &amp; BUSINESS</b>
1	1
2	2
3	3
<b>FINANCE &amp; NET WORTH</b>	<b>PERSONAL DEVELOPMENT</b>
1	1
2	2
3	3
<b>FAMILY &amp; FRIENDS</b>	<b>ROMANCE &amp; RELATIONSHIP</b>
1	1
2	2
3	3
<b>SPIRITUAL</b>	<b>FUN &amp; HOBBIES</b>
1	1
2	2
3	3

# My Enchanted Year

Goals & Dreams

# 2024

*The quality and quantity of your efforts will be congruent with the Light you bring.*

## PROFESSIONAL GOALS:

1. \_\_\_\_\_
2. \_\_\_\_\_
3. \_\_\_\_\_
4. \_\_\_\_\_
5. \_\_\_\_\_
6. \_\_\_\_\_

## PERSONAL GOALS:

1. \_\_\_\_\_
2. \_\_\_\_\_
3. \_\_\_\_\_
4. \_\_\_\_\_
5. \_\_\_\_\_
6. \_\_\_\_\_

## INTERPERSONAL GOALS:

1. \_\_\_\_\_
2. \_\_\_\_\_
3. \_\_\_\_\_
4. \_\_\_\_\_
5. \_\_\_\_\_
6. \_\_\_\_\_

# Determine Your Core Creation Priorities..


*My Enchanted Year*

*3 CORE FOCUSES*

**FOCUS 1**

**FOCUS 2**

**FOCUS 3**



# Begin Drawing the Formless Into Form

YEAR AT A GLANCE		
JANUARY	FEBRUARY	MARCH
APRIL	MAY	JUNE
JULY	AUGUST	SEPTEMBER
OCTOBER	NOVEMBER	DECEMBER

# My Enchanted Year

## Next 30 Days:

Name:

Date:

**Creation Focus #1**

**Creation Focus #2**

**Creation Focus #3**

**First 3 Critical Steps:**

**First 3 Critical Steps:**

**First 3 Critical Steps**

**Release or Complete:**

**Release or Complete:**

**Release or Complete:**

**Learn:**

**Learn:**

**Learn:**

# Three Month Goals Rules

- Do this at the beginning or right before the beginning of every quarter.
- Only set 3 goals, but fill in all the blanks.
- **FIRST GOAL IS ALWAYS A MONEY GOAL.**
- Plot the Goals, then plan the tactics (Next Page).
- Write all 3 goals 3 times a day in a present tense, “I am achieving...” format: “I am making \$\_\_\_\_ in January 2024.”

**My Enchanted Year**  
**Soul Seed Discovery**  
**3-MONTH GOALS**

*The quality and quantity of your efforts will be congruent with the Light you bring.*

GOAL 1

WHY I WANT IT...                      REWARD IF ACHIEVED...

GOAL 2

WHY I WANT IT...                      REWARD IF ACHIEVED...

GOAL 3

WHY I WANT IT...                      REWARD IF ACHIEVED...







# Once you have planned your month, you can start plotting out the weeks...

There are 2 Calendar pages for every month of 2024.

There are 4 weekly pages for each month, for the first 3 months.

If you want to continue using this system with the PDF, you can print extra weekly pages.

There is the possibility of a more elaborate hard-copy in the works. FYI.

The image shows a 'Weekly Planner' template on a light beige background. The title 'Weekly Planner' is at the top left. Below it, the days of the week are listed vertically: SUNDAY, MONDAY, TUESDAY, WEDNESDAY, THURSDAY, FRIDAY, and SATURDAY. Each day has a 'Date: \_\_\_' field and four horizontal lines for notes, each preceded by a small circle. To the right of the days are three sections: 'PRIORITIES' with five circles and lines, 'REMINDER' with a large empty box, and 'NEXT WEEK' with five horizontal lines. At the bottom right, the word 'Notes' is written in a cursive font.



For the next 24 hours continue to percolate, plot and create.

A person is shown in silhouette, standing in a field with their arms raised high in the air. The background is a bright, hazy sky with soft clouds, suggesting a sunset or sunrise. The overall color palette is dominated by warm, golden, and light blue tones. The person's pose is one of joy and freedom.

*Ponder: What does fulfillment feel like?*

*As we dance...*

# Module 3



Receive Elemental Life Guidance for 2024

Activate Elemental Creation Grace

2024 Enchanted Year Light Infusion